



PANDA PAGES

BY HAZEL JOHNSON

SPECIAL THANKS TO ELLEN IMMERGUT FOR
LETTING ME INTERVIEW HER

BW Pandas, the time you have been waiting for has finally come!! Panda Pages will be officially started at the school assembly on October 30. But because of online learning, things are going to be a little different. Before we get into that, for new students and people who forgot, I am going to remind us all about what Panda Pages is.

Panda Pages is a reading program sponsored by the PTA. It is built to encourage reading. Students who are in grades K- 2 are encouraged to read 20 minutes each day, which is 2,000 minutes by the end of the year. Kids in grades 3-5 are encouraged to read 30 minutes per day, which is 3,000 minutes by the end of the year. You can log your minutes every day, every week or even every month


Because of online learning, the way that Panda Pages works is going to be changed a little. One difference this year is we are going to log our reading minutes on the PTA website.

If by the end of the year, you have reached your reading goal, you will get an achievement medal. If as a school, Benchley-Weinberger reads for one million minutes, we will get a school-wide prize! More details about prizes and how to sign up will be discussed at the assembly!

If you've never tried tracking your pages before, you should join Panda Pages, because this program helps you easily keep track of your reading minutes. All grades can participate in Panda Pages, because we should start the great journey of reading early on in life!

Fun Halloween Treats

Hannah Goyette



Today's Treat

Hello my pro cooks! Today we are not making a sweet treat but we are making a yummy Halloween snack. Oh and I can't believe I almost forgot, Happy almost Halloween!


Today we will be making drum roll please...

Jack-o-lantern chip and dip plate!

OK so I know that sounds really weird your probably thinking has Hannah gone nuts already!? Don't worry I'll explain! So this fun yummy snack has a secret fun/creative aspect. Now you have a little mystery on your hands, what is she talking about?! Go to the next page and you can see a picture of our... well lets just say creative treat for the day.

And don't forget about the link below to see me guide the recipe. Ok turn the page!

[CLICK HERE FOR VIDEO/RECIPIE](#)



RECIPE

2-3 AVOCADOS

SALSA VERDE

LEMON JUICE

GARLIC
SALT/OPTIONAL

TORTILLA CHIPS

ANYTHING ELSE YOU
LIKE IN YOUR
GAUCAMOLE

EWW But
Yum!

I know what your thinking that's gross, but if you like guacamole then you are going to love this treat! Yes we are making a pumpkin throwing up guacamole but hey it's delicious!





*Today, we go
trick-or-
treating in
costumes and
basically beg
for candy. But
why? Because
of ancient
traditions.*

COOL FACTS ABOUT HALLOWEEN FOR KIDS

by Victor Ramos

The Celts lived in the U.K Ireland and Northern France. There was a holiday named Samhain. Samhain was a festival that celebrated the end of Fall and the beginning of Winter. The whole Summer the Celts spent their time harvesting their crops.

The Celts celebrated new year on November first. They called it All Hallow's Day. The day before All Hallows Day (October 31) was called All Hallows Eve, aka Halloween FYI. At the beginning of the Winter that time of the year was often associated with the dead coming back to Earth. Celts believed that the ghosts of the dead were going to return to Earth on all Hallows eve. The word Halloween evolved from All Hollow's Eve. They changed it to be short.



Today, we go trick or treating in costumes and basically beg for candy. But why? Because of ancient traditions. On All Hallow's Eve, the Celts would use food and wine to keep the ghosts away; they would also wear masks to blend in with the ghosts. Trick or treating dates back to England. Poor citizens would beg for food and in exchange people would give food to the poor citizens if they prayed to the peoples' dead family. Another tradition is called "guising" the way they were guising is that young people would dress up in costumes and accept things like food or money in exchange for a song or joke. So I will tell you a joke in exchange for an extra large jumbo wings and pizza. Or a double double In-and-Out burger or six hot dogs or tacos. What? I'm hungry!!!! When these traditions came to America then Halloween really took off with joy.





FUN FITNESS



Ghosty Says!



By Mira Sandquist

This fun activity lets you do some spooky moves while getting fit!! So to get started grab some index cards. (If you don't have index cards, then just cut out some squares of paper.) On the cards, write some things like "walk like a zombie" or "jump to look like you are floating". Get your parents or a sibling and read them the actions on the cards. If you say "Ghosty says" plus the action, then they should do the action but if you just say the action alone, then they shouldn't do it. Once you have read a card, put it at the bottom of the pile. After reading 10 cards, hand the pile to your partner to read 10 to you. Be sure to spook them out with your moves!


Today, Mira, Pandi, and Ghosty will be helping you





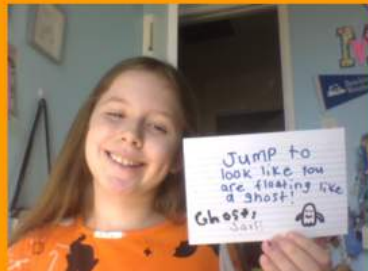
Mira





Pandi



Ghosty



This time, the whole team is doing it!



TEACHER TALK

With Dylan Soper

Today, I interviewed first grade teacher, Mrs. Sibbet.

Where you grew up, did you trick or treat?

I grew up in Santa Maria, California. I trick or treated until I was in high school.

If you could spend Halloween anywhere in the world, where would you go?

London, England even though they don't celebrate Halloween (they celebrate All Hallows Eve).

What are your three favorite candies?

1. Peanut butter cups
2. Sour patch kids
3. Candy corn

What is something special you do to celebrate Halloween/Fall in San Diego?

Carve pumpkins with my daughters.



Tell me your best Halloween Happening memory.

I have two- seeing Laura K dressed as the bearded lady from Greatest Showman and seeing Ms. Patton sing with her band.

If you were captured by zombie pirates and were sent to walk the plank, what would your last words be?

"Good thing I like sushi!"



BOO!



HOW TO MAKE A DIY HALLOWEEN DECORATION.

STORY BY JONATHAN PATTERHSON

WHAT YOU WILL NEED

- A TOILET PAPER TUBE
- A BLACK CRAYON
- GLUE
- TWO SMALL GOOGLY EYES
- TAPE
- SMALL BLACK PIPE CLEANER

FIRST SQUISH THE TOP OF THE TOILET PAPER TUBE. THEN COLOR THE TUBE BLACK WITH YOUR CRAYON. THEN GLUE THE TWO GOOGLY EYES ON. AND FINALLY TAPE THE PIPE CLEANER ON TO THE BOTTOM OF THE TUBE AND HANG IT SOMEWHERE AND YOUR DONE. AND IF YOU WANT YOU CAN GLUE PAPER WINGS ON TOO.



MADE BY PAW

HAPPY HALLOWEEN

BY LILLIAN, MRS. AFFUSESSER'S
CLASS

TODAY WE ARE
GOING TO BE
MAKING HALLOWEEN
HAIR CLIPS FOR ARE
FURY UNDEAD
COMPANIONS!

WHAT YOU WILL NEED

- A SPOOKY CHARM OR BOW
- A HAIR CLIP
- HOT GLUE GUN [HAVE YOUR PARENTS PERMISSION BEFORE USING THIS!]
- AND YOUR PET OR STUFFED ANIMAL.

FIRST TURN ON YOUR HOT GLUE GUN AND BE CAREFUL!!! NEXT TAKE YOUR SPOOKY CHARM OR BOW AND GLUE IT ON THE HAIR CLIP. THEN GET YOUR STUFFY OR PET AND CAREFULLY PUT IT ON BECAUSE YOU DON'T WANT TO HURT YOUR PET! NOW YOU HAVE THE SCARIEST AND CUTEST PET ON THE BLOCK THANKS TO ITS HAIR CLIP!



HOW TO HAVE A HALLOWEEN HOUSE PARTY



**STEP ONE: HAVE CANDY,
DRINKS AND SNACKS**

**STEP TWO: HAVE A
HALLOWEEN SIGN**

**STEP THREE: GET A
HALLOWEEN LIGHT**

**STEP FOUR: HANG UP
GARLAND**

STEP FIVE: SCARY MOVIE!