

Time For Fall

Lets Get Our Fall On!

Fun Fall Recipes!

By Hannah Goyette

Hello Benchley pandas with heart! Today we will start off celebrating fall by making a fun fall treat! There will be a link posted for you to click on to see me guide you to making a simple fun dessert. I guarantee you will have fun! But before we get started I want to tell you a little about myself. I love to cook and bake, witch is why I am doing this fun activity and sharing it with you! I love to teach people new things, like I will be teaching you this recipe to share with friends and family. Ok I'm done, now lets get started!!

The recipe is posted on the next page. And a ink to a video of me making the recipie will be posted bellow.

Click here for the video!

https://youtu.be/WebMg_FXqXQ



Today WE Will Be making...

Owl Pretzels!

Recipe

- Snack Factory Pretzel Crisps
- Vanilla Frosting
- Chocolate Chips
- Candy Corn

Reminders

- Ask your parents before making anything.
- Have fun!





Made by Paw

By Lillian, forth grade
,Ms. Aufsesser's class



What you will need



dog loving it!

Today we are going to make a dog or cat puzzle toy. What you will need is one soda bottle, a pair of scissors, some dog or cat food/treats and a dog or cat!


First wash out the bottle so its all clean and make sure it's dry. Then with your parents permission use scissors to cut some holes in the sides of the bottle: for dogs make the holes a little bit larger than the treats itself. But if your making it for your cat then make the holes big enough so your cat can stick their paw in to get the treats. Then put some of your pets food/treats in the bottle. Close the cap and give it to your pet. Your pet is going to love rolling it around or sticking their paw in to get their reward!

Panda Xpress

The Mysterious Benedict Society Book Review

Reynard "Reynie" Muldoon answers a strange ad in the newspaper and soon finds himself in The Learning Institute for the Very Enlightened along with his friends Kate Weatherall, George "Sticky" Washington and Constance Contraire. At the Institute, the only rules are that there are no rules.

This book was so exciting that I stayed up hours after my bedtime reading because I didn't want to end on a cliffhanger. Eventually, I gave up and went to sleep, because every chapter was completely loaded with suspense.



I recommend this for fans of books about kids with unusual family status and unique opportunities. People who like Lemony Snicket books, and Escape from Mr. Limoncello's Library would also enjoy this book. This book would be great for kids from the third grade up.

Teacher Talk

By Dylan Soper



Today we are featuring third grade teacher Mrs. Rye.

How long have you been teaching?

12 years

Where did you grow up?

San Diego

If you could go anywhere in the world, where would you go?

Maui, Hawaii

If you had three wishes, what would they be?

- 1) World Peace
- 2) Enough food and water for everyone
- 3) To save the oceans

If you could meet anyone who would you meet?

Martin Luther King, Jr.

What is your Starbucks order?

Black iced tea with no water, half sweetened






FUN FITNESS!

Obstacle course!


You can have fun at home by setting up an obstacle course in your own house! All you need is some stuff you think would make a good obstacle course! (pillows, blanket, chairs, etc.)


Hello Benchley! If building an obstacle course is easy for a panda, then it is easy for you!




Look at the pictures of Pandi doing her own obstacle course for ideas on how to make your own!

You are welcome to use some of my ideas - but get creative with your own ideas too!





Climb on
the back of
the couch!




Climb on
pillows!




Jump over
pillows!



Step in the circles!



Do some hopscotch!



Walk on
chalk
lines!



Jump between
spaces!



Walk on the
swirl!